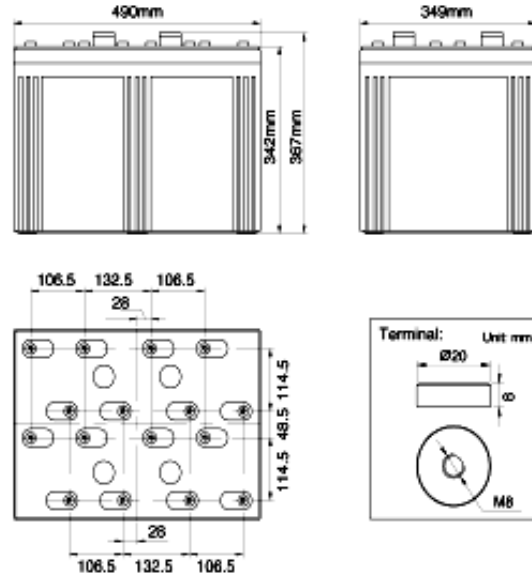


Product Image



Product Dimensions



Characteristics

Nominal Voltage		2V
Nominal Capacity (10 hour rate)		2000Ah
Capacity 25°C (77 °F)	20 hour rate (106A)	2120Ah
	5 hour rate (353.4A)	1766Ah
	1 hour rate (1100A)	1100Ah
Internal Resistance	Full Charged Battery 25°C	≤0.12mΩ
Capacity affected by Temperature (10 hour)	40°C (104 °F)	102%
	25°C (77 °F)	100%
	0°C (32 °F)	85%
	-15°C (5 °F)	65%
Self-Discharge 25°C (77 °F) Capacity	after 3 month storage	90%
	after 6 month storage	80%
	after 12 month storage	62%
Charge (Constant Voltage) 25°C (77 °F)	Float	Initial Charging Current Less than 300A Voltage 2.23-2.27V
	Cycle	Initial Charging Current Less than 300A Voltage 2.33-2.37V

Packaging

Battery Dimensions	Length	491mm
	Width	351mm
	Height	343mm
	Total Height	383mm
Box Dimensions	Length	1070mm
	Width	420mm
	Height	518mm
Quantity Per Box		2 PC per box
Net weight Per Cell		100 kg±3%
Net weight Per Box		200kg
Gross Weight		201kg

Discharge Constant Current (Amperes at 77°F/25°C)

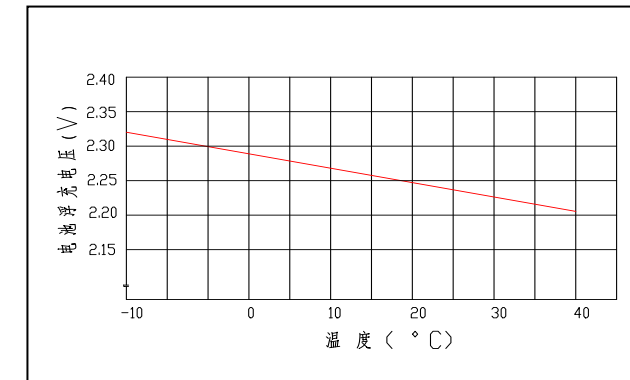
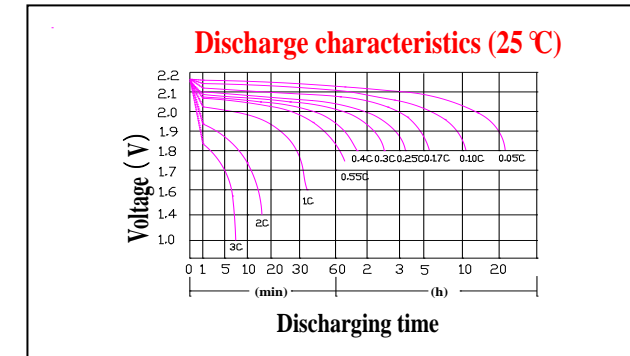
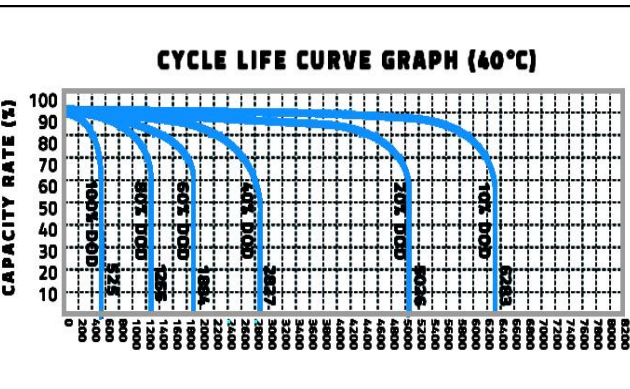
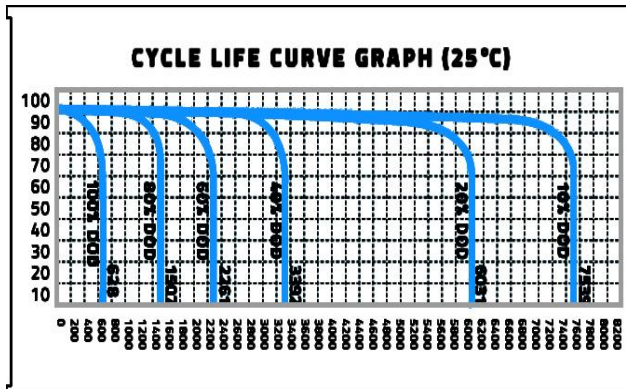
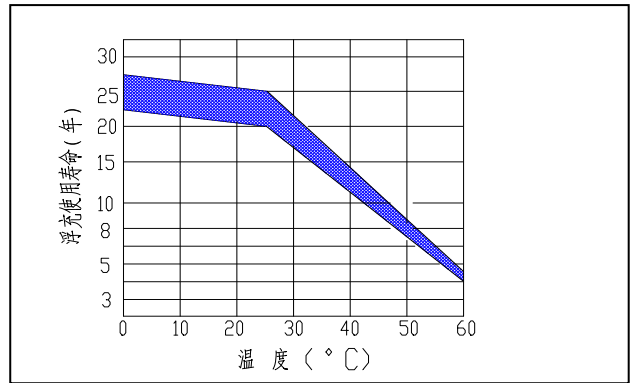
F.V/Time	5min	10min	15min	30min	45min	1h	2h	3h	5h	8h	10h	20h
1.60V	5588	3608	2992	1980	1474	1210	770	550	374	246	220.0	116.6
1.65V	5486	3542	2938	1944	1447	1188	756	540	367	242	216.0	114.5
1.70V	5385	3477	2883	1908	1420	1166	742	530	360	237	212.0	112.4
1.75V	5283	3411	2829	1872	1394	1144	728	520	354	233	208.0	110.2
1.80V	5080	3280	2720	1800	1340	1100	700	500	340	224	200.0	106.0

Discharge Constant Power (Watts at 77°F 25°C)

F.V/Time	5min	10min	15min	30min	45min	1h	2h	3h	5h	8h	10h	20h
1.60V	10757	6945	5760	3812	2837	2329	1482	1059	720	474	423.5	224.5
1.65V	10561	6819	5655	3742	2786	2287	1455	1040	707	466	415.8	220.4
1.70V	10366	6693	5550	3673	2734	2245	1428	1020	694	457	408.1	216.3
1.75V	10170	6567	5445	3604	2683	2202	1401	1001	681	448	400.4	212.2
1.80V	9779	6314	5236	3465	2580	2118	1348	963	655	431	385.0	204.1

Note The above data are average values, and can be obtained within 3 charge/discharge cycles. These are not minimum values. Cell and battery designs/specifications are subject to modification without notice. Contact **CTD** for the latest information.

Performance Characteristics



Battery Construction

Component	Positive plate	Negative plate	Container	Cover	Safety valve	Terminal	Separator	Electrolyte
Raw material	Lead dioxide	Lead	ABS	ABS	Si-Rubber	Copper	Fiberglass	Nano